

1 2 3 4 5 6 7 8

A

B

C

D

E

F

A

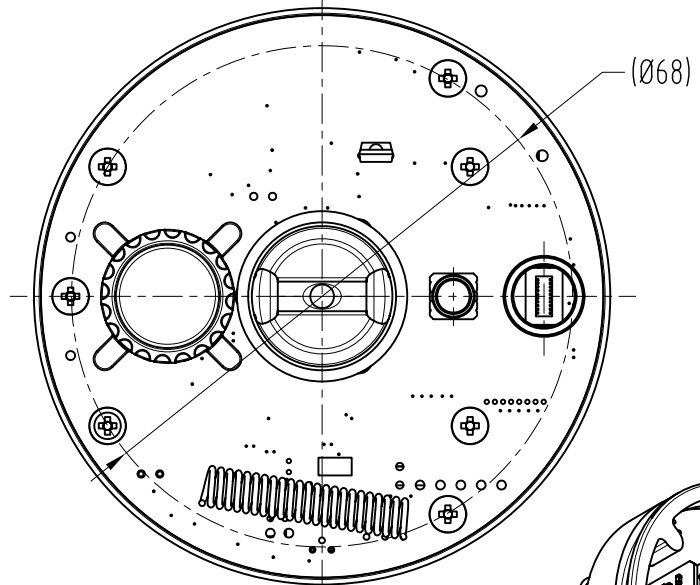
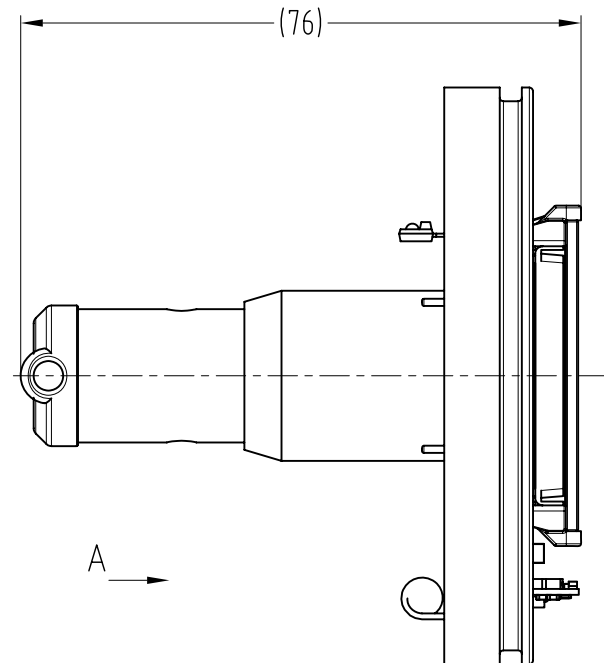
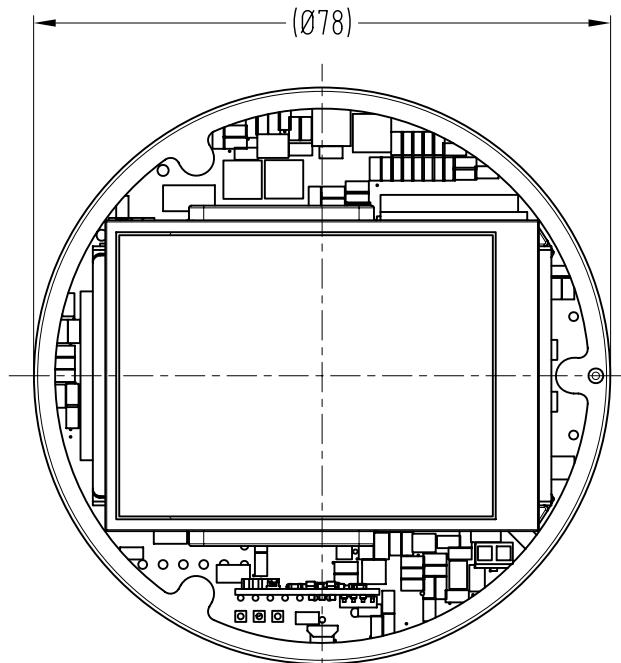
B

C

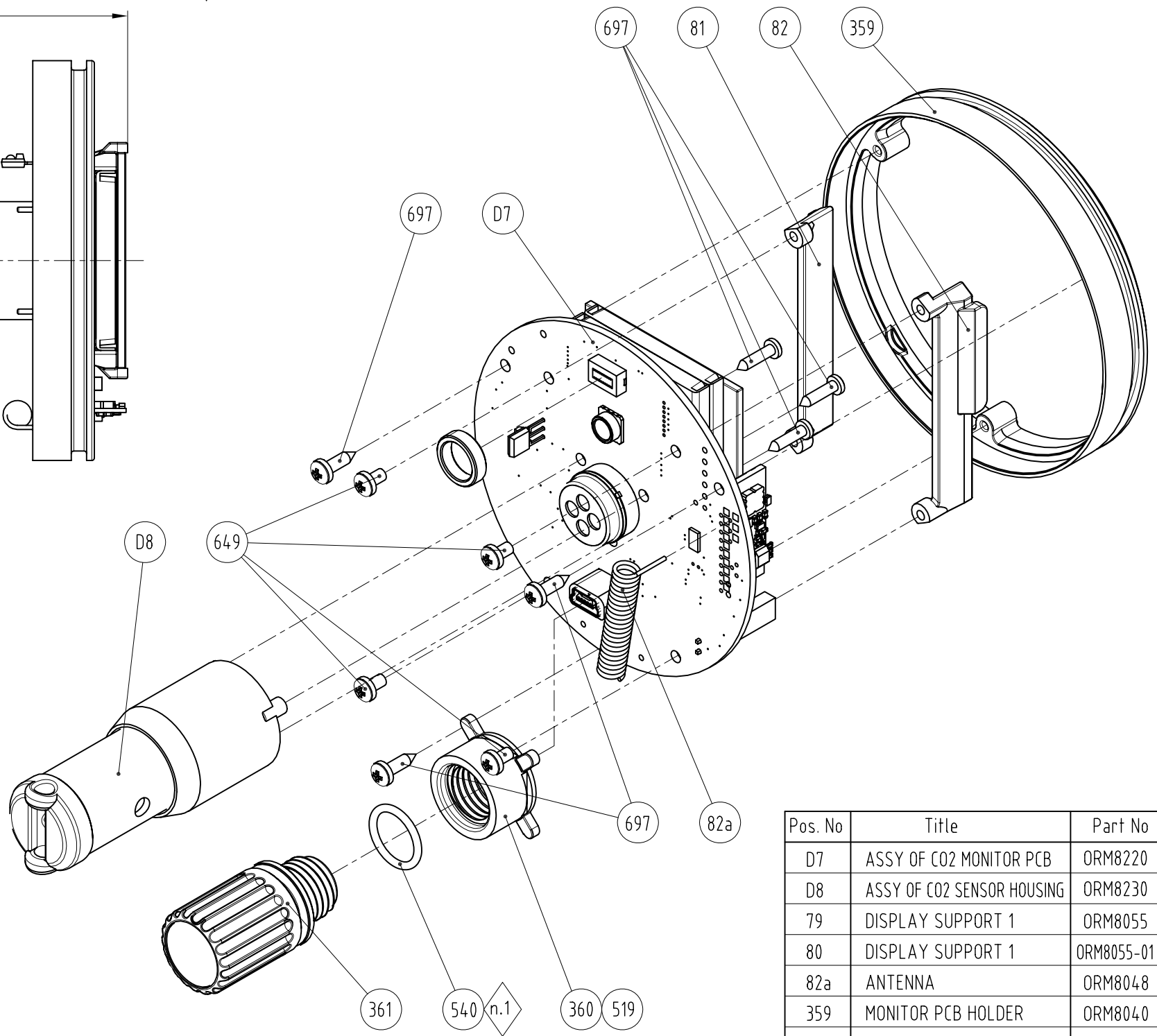
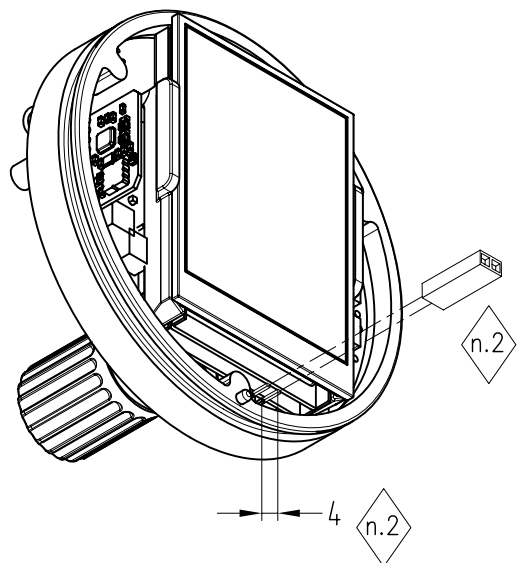
D

E

F



VIEW A



NOTES

- n1. Lubricate O-Rings with Tribolube 71 grease (pos.513) before assembling.
- n2. Remove housing 1R-2W-254 and shorten header pins by 4mm before assembling.

Pos. No	Title	Part No	Qty
D7	ASSY OF CO2 MONITOR PCB	ORM8220	1
D8	ASSY OF CO2 SENSOR HOUSING	ORM8230	1
79	DISPLAY SUPPORT 1	ORM8055	1
80	DISPLAY SUPPORT 1	ORM8055-01	1
82a	ANTENNA	ORM8048	1
359	MONITOR PCB HOLDER	ORM8040	1
360	USB CONNECTOR HOUSING	ORM8043	1
361	USB CONNECTOR CAP	ORM8044	1
513	Tribolube 71 grease		0,1ml
519	Loctite Prism 406		2ml
540	O-Ring BS013		1
649	Pan Head Screw M2,5x6		4
697	Pan Head Self-Tapping Screw No2x6,3		6

Units of measurement	mm UNLESS OTHERWISE STATED	Mass	0,105 kg	Format	ISO A3	Designed by	S.Belousov	Changed by	-	Approved by - date	A.Bogatchev	Filename	ORM8210B.dwg	Date	18.10.2009	Scale	1:1
Material				Projection		<b>DEEP LIFE LTD</b> Strictly Commercial-in-Confidence, copyright (c) 2009. Copying prohibited except as provided for under written contract with Deep Life Ltd.				Title/Name <b>ASSY OF CO2 MONITOR ELECTRONICS UNIT</b>		Drawing number	ORM8210	Edition	B	Sheet(s)	1(1)
Quantity	SEE BOM																
Tolerances																	
Surface roughness																	
Surface treatment																	

1 2 7 8